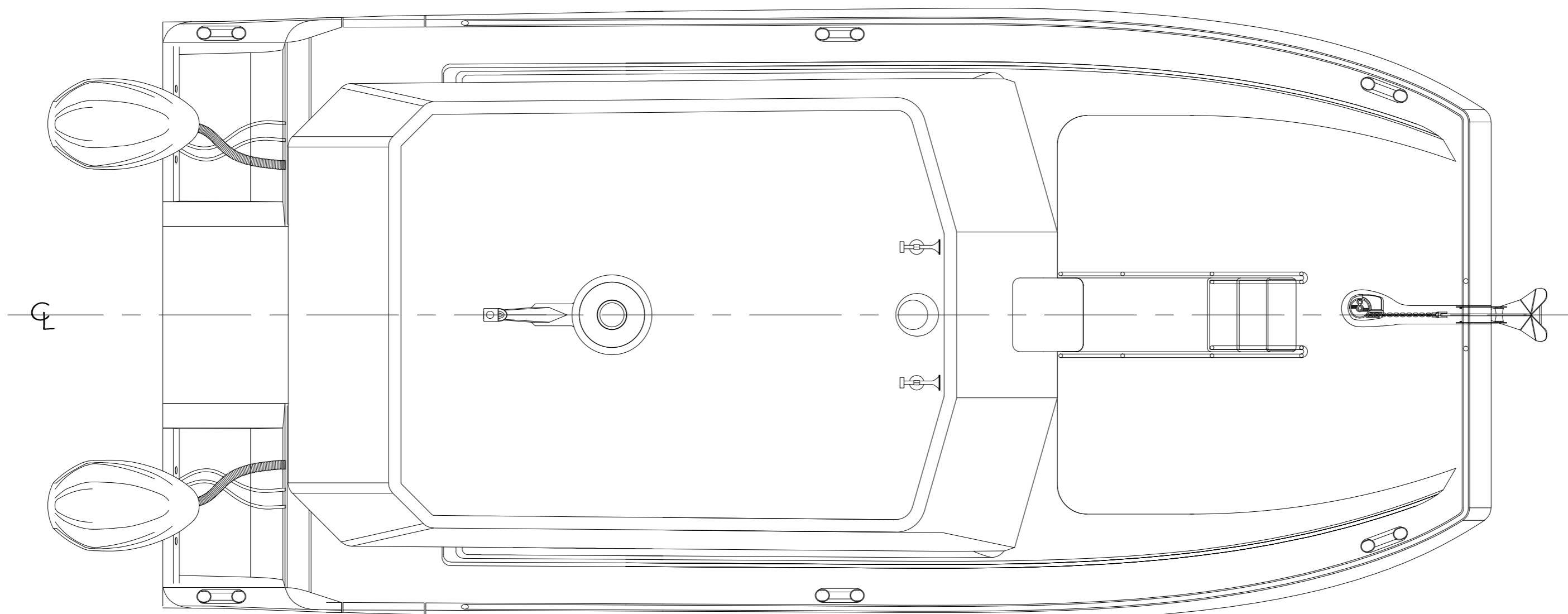
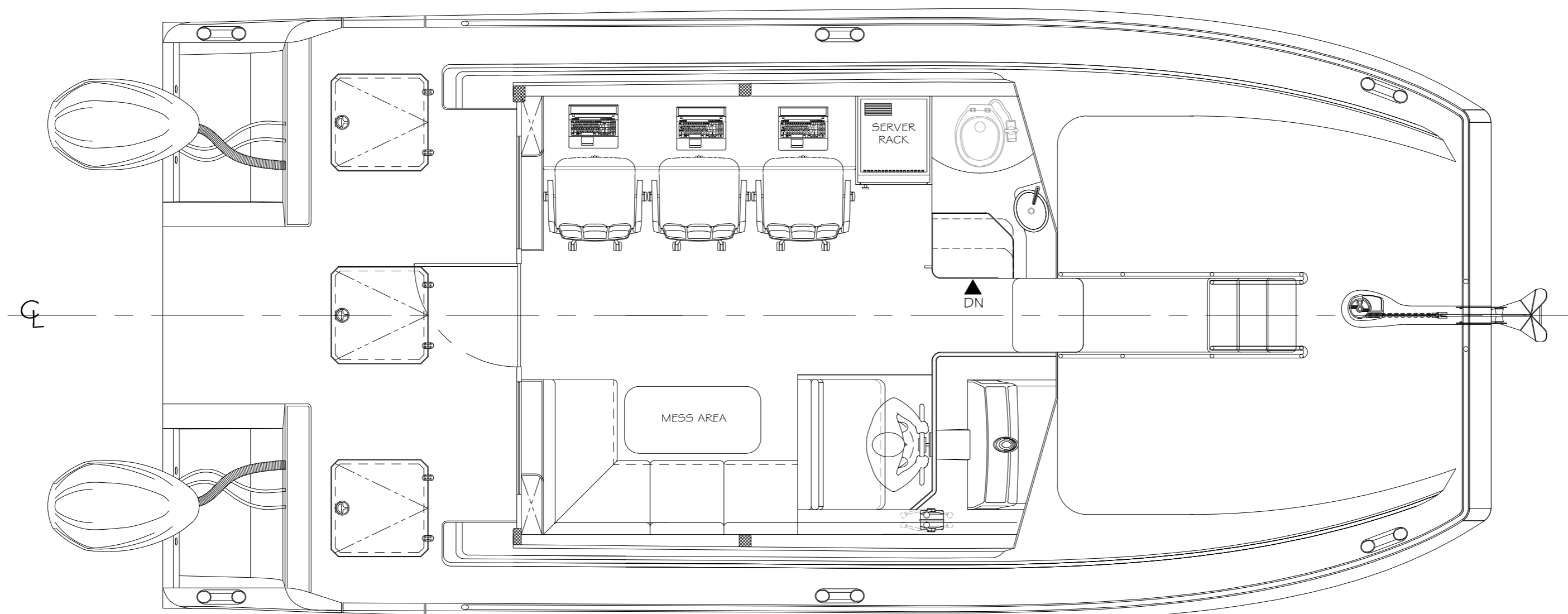
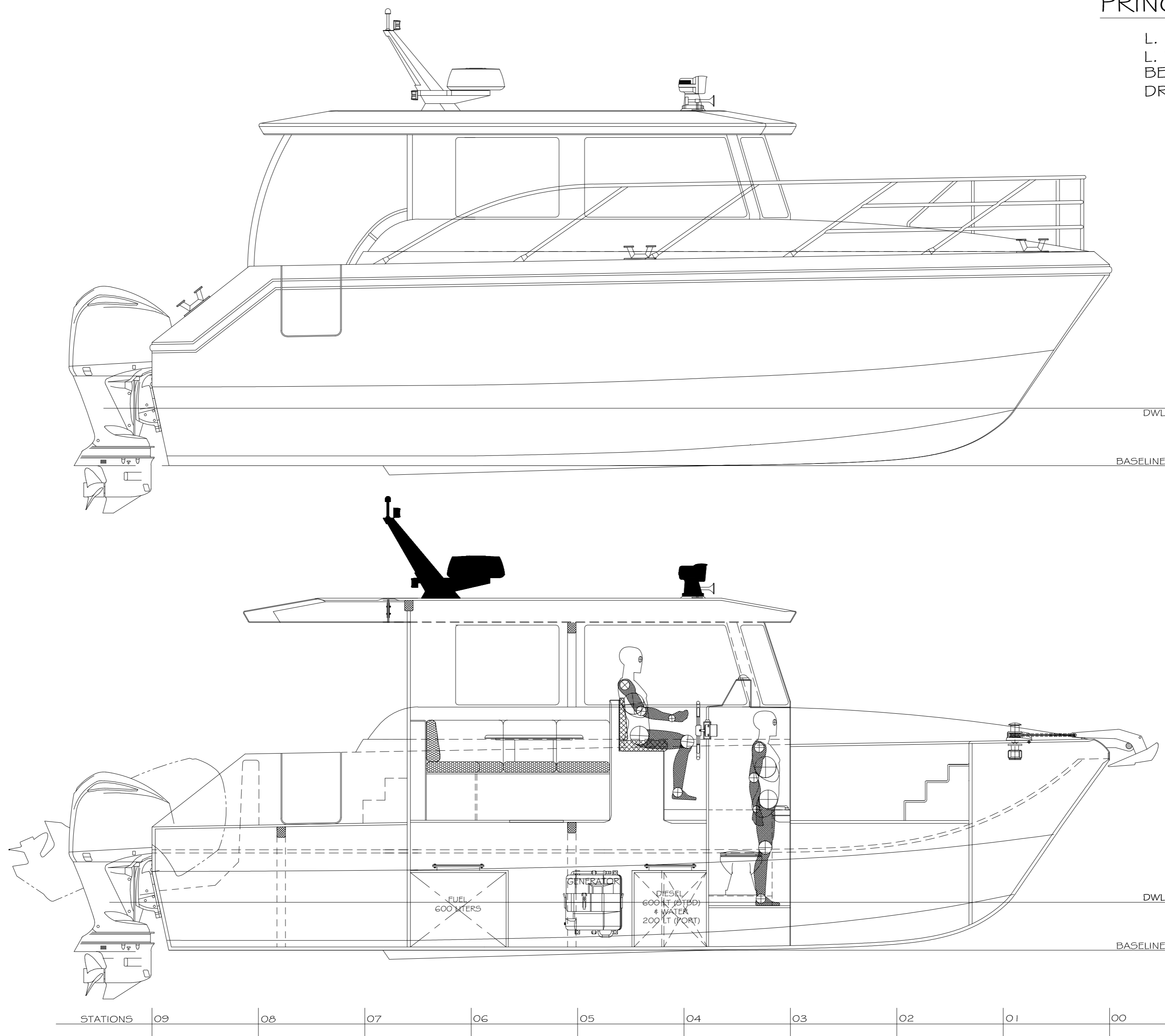


PRINCIPAL CHARACTERISTICS

|          |        |
|----------|--------|
| L. O. A. | 9.00 M |
| L. W. L. | 8.1 M  |
| BEAM     | 4.16 M |
| DRAFT    | 0.54 M |



|  |  |  |  |  |  |          |          |                              |        |       |      |
|--|--|--|--|--|--|----------|----------|------------------------------|--------|-------|------|
|  |  |  |  |  |  | PROJECT  |          | 30 SURVEY CAT                |        |       |      |
|  |  |  |  |  |  | CLIENT   |          |                              |        |       |      |
|  |  |  |  |  |  | TITLE    |          | PROPOSED GENERAL ARRANGEMENT |        |       |      |
|  |  |  |  |  |  | JOB BY   |          | EJP                          |        | DATE  |      |
| FIRST ISSUE  |  |  |  |  |  | 0        | 08-05-18 | EJP                          | ART    | ART   |      |
| REVISIONS  |  |  |  |  |  | NO.      | DATE     | DRN                          | CHKD   | APP.  |      |
| <small>THIS DRAWING AND ITS CONTENTS ARE THE SOLE PROPERTY OF INDUSTRIAL INVESTMENT CO. RIVERA POOL, WIDDLE EAST L.L.C. THE WHOLE OR PART OF IT MAY NOT BE USED, REPRODUCED, COPIED, OR GIVEN TO OTHERS WITHOUT PRIOR WRITTEN PERMISSION. ALL RIGHTS RESERVED.</small> |  |  |  |  |  | APPROVED | ART      | SHEET                        | 1 of 1 | SCALE | 1=30 |